

## JAMSTVENI LIST

Jamstveni rok počinje teći od datuma kupnje proizvoda.

Trajanje jamstva je 1 godina.

U slučaju kvara uređaj možete reklamirati izravno u trgovini u kojoj je kupljen.

U slučaju manjeg popravka jamstveni rok se produljuje onoliko koliko je kupac bio lišen upotrebe stvari, međutim kada je zbog neispravnosti stvari izvršena njezina zamjena ili njezin bitni popravak, jamstveni rok počinje teći ponovo od zamjene, odnosno vraćanja popravljene stvari.

Ako je zamijenjen ili bitno popravljen samo neki dio stvari, jamstveni rok počinje teći ponovno samo za taj dio.

Jamstvo se priznaje samo uz račun o kupnji, ovaj jamstveni list, te detaljan opis kvara.

Ukoliko nije definiran opis kvara, podrazumijeva se da je opis kvara „ne radi“, te da će se uređaj testirati samo na osnovnu funkcionalnost.

Jamstvo se ne priznaje u sljedećim uvjetima:

- Ako kupac ne predoči ispravan jamstveni list i račun o kupnji.
- Ako se kupac nije pridržavao uputa o korištenju proizvoda.
- Ako je proizvod otvaran, prepravljn ili popravljan od neovlaštene osobe.
- Ako su kvarovi na proizvodu nastali djelovanjem više sile kao što su: udar groma, strujni udar u električnoj mreži, elementarne nepogode i sl..
- Ako su kvarovi nastali oštećivanjem, zbog nepropisne upotrebe ili nepravilnim transportiranjem.

Ako je kvar nastao greškom u sustavu na koji je proizvod uključen

Ovo jamstvo ne mijenja zakonska potrošačka prava važeća u Republici Hrvatskoj u odnosu na ona koja propisuje proizvođač.

**Ovlašteni servis:** Feniks Info d.o.o. Slavonska avenija 72, HR-10000 Zagreb, servis@feniks-info.hr tel. 01/6395 281

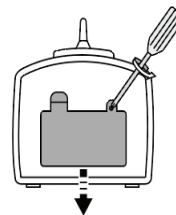
Datum kupnje:\_\_\_\_\_

Pečat i potpis:\_\_\_\_\_

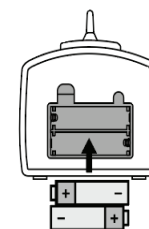
## To load battery on controller

(Please use it under guidance of adult)

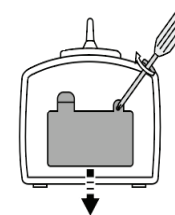
Open the battery cover on controller in the direction as shown in .



Set 2X1.5V battery in the correct direction.



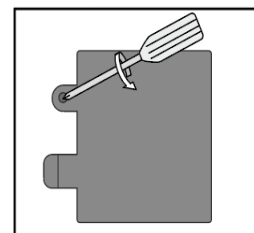
Replace the battery cover on controller in the direction as shown in .



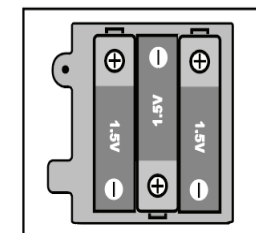
## Installation of car body batteries group

(Please use it under guidance of adult)


Unscrew the battery cover with a plus driver, press the buckle and open the cover.



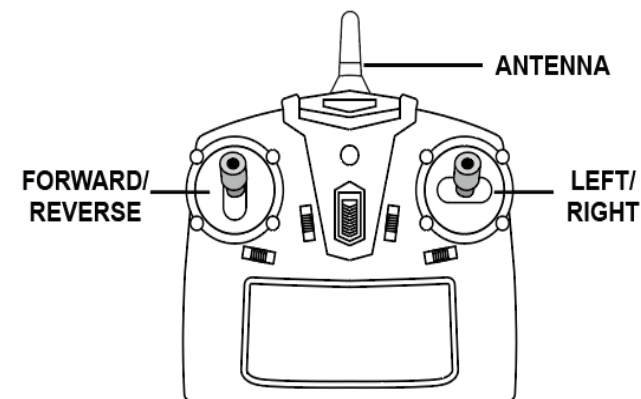
Set 3X1.5V batteries in the correct direction.



Replace the battery cover and fix with screw.









## Operating Instruction



## BATTERY HAZARDS







- DO NOT mix alkaline, standard (carbon-zinc), or rechargeable (nickel-hydrate) batteries.
- DO NOT mix old and new batteries.
- Non-rechargeable batteries should not be recharged.
- Rechargeable batteries must be removed from the device before charging.
- Rechargeable batteries should only be charged under adult supervision.
- Empty batteries must be removed.
- Supply terminals must not be short-circuited.
- It is recommended to use only batteries of the same or equivalent type.
- Batteries should be inserted with the correct polarity.

### Batteries are not included in the package!

	Not intended for children under 3 years of age.
	Packaging should not be disposed of in household waste. Please follow appropriate local procedures for disposal.
	This device should not be disposed of with household waste. Take it to a collection point for electrical waste in your community or district to ensure that old devices are recycled professionally and economically, preventing harmful effects on the environment and human health.
	CE Mark Compliance with the requirements of applicable EC directives.
	Recycling Mark This device can be recycled.
	Tested according to international standards.

Specifications, colors, and some parts may differ from the picture.

## Baterije ne dolaze u pakiranju!

	Nije namijenjeno za djecu mlađu od 3 godine.
	Ambalaža se ne smije odlagati u kućni otpad. Molimo postupajte u skladu s odgovarajućim lokalnim procedurama za odlaganje.
	Ovaj uređaj se ne odlaže s kućnim otpadom. Predajte ga u sabirno mjesto za električki otpad u vašoj zajednici ili okrugu, kako bi se osiguralo da se stari uređaji recikliraju profesionalno, ekonomično i da se spriječi štetni utjecaj na okoliš i ljudsko zdravlje.
	CE oznaka Sukladnost sa zahtjevima važećih EC direktiva.
	Oznaka recikliranja Ovaj uređaj se može reciklirati.
	Testirano prema međunarodnim standardima

Specifikacije, boje i neki dijelovi mogu se razlikovati od slike.

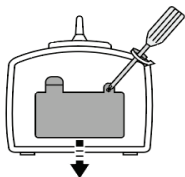
### UPOZORENJA I NAPOMENE:

- Ako proizvod sadrži rotirajuće dijelove (elise, kotače ...), nemojte ih dirati dok je proizvod upaljen kako bi izbjegli ozlijede.
- Nadzor odrasle osobe je potreban za korištenje proizvoda prema propisanoj dobnoj granici proizvoda.
- Prilikom ugradnje baterija u proizvod trebaju biti korištene baterije naznačene u uputama i trebaju biti ugrađene prema naznačenom polaritetu.
- Ne koristite baterije različitih proizvođača u isto vrijeme.
- Ne stavljajte baterije ili proizvode sa baterijama u vatru.
- Ako postoje oštećenja na bateriji ili proizvodu mora se zbrinuti prema propisanom načinu zbrinjavanja električnog otpada.
- Baterije mogu sadržavati opasne tvari. Nemojte ih oštetiti, bušiti, savijati i slično. Nadzor odrasle osobe je potreban djeci prilikom rukovanja baterijama.
- Nemojte kratko spajati baterije.
- Ako dugo ne koristite proizvod, izvadite baterije iz proizvoda ako je to moguće.
- Baterije punite samo propisanim ili priloženim punjačima. Ako se baterije ne pune adekvatnim načinom, postoji opasnost od požara.
- Ako su baterije potrošene te se ne mogu napuniti uklonite ih iz uređaja.
- Koristite proizvode u sigurnim okruženjima. Nemojte koristiti proizvode u prostorima gdje je puno ljudi, gusta naseljenost, promet i zračna luka.
- Proizvodi mogu sadržavati sitne dijelove. Djeca ne smije koristiti proizvod bez nadzora odrasle osobe.
- Nemojte rastavljati proizvod nego se obratite stručnoj osobi.
- Koristite proizvod prema priloženim uputama.

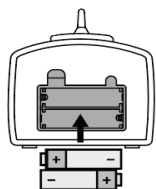
## Instalacija baterija u daljinski upravljač

(Ne raditi bez nadzora odrasle osobe)

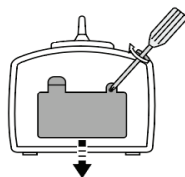
Otvorite poklopac upravljača kako je prikazano na slici.



Koristite 2X1.5V baterije prema točnom polaritetu.



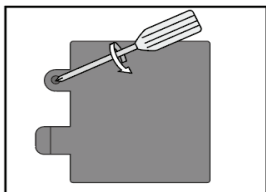
Vratite poklopac upravljača kako je prikazano na slici.



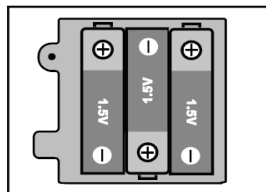
## Instalacija baterija u automobil

(Ne raditi bez nadzora odrasle osobe)

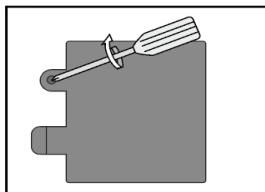
Otvorite poklopac spremnika na automobilu kako je prikazano na slici.



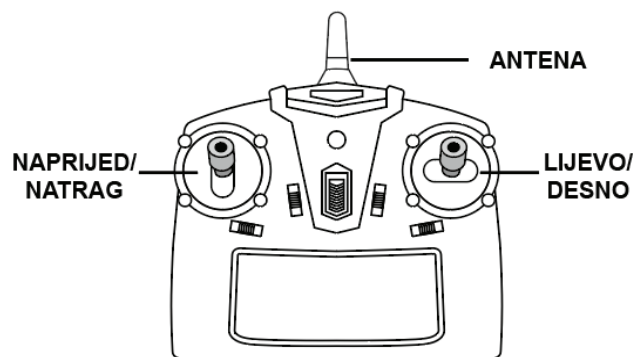
Koristite 3X1.5V baterije prema točnom polaritetu.



Vratite poklopac spremnika kako je prikazano na slici.



## Upute daljinskog upravljača



## WARNINGS AND NOTES:

- If the product contains rotating parts (propellers, wheels, etc.), do not touch them while the product is on to avoid injuries.
- Adult supervision is required for using the product according to the prescribed age limit of the product.
- When installing batteries in the product, the batteries specified in the instructions should be used and installed according to the indicated polarity.
- Do not use batteries from different manufacturers at the same time.
- Do not throw batteries or products with batteries into fire.
- If there is damage to the battery or product, it must be disposed of according to the prescribed method of disposing of electronic waste.
- Batteries may contain hazardous substances. Do not damage, puncture, bend, etc. Adult supervision is required for children handling batteries.
- Do not short-circuit batteries.
- If you do not use the product for a long time, remove the batteries from the product if possible.
- Charge batteries only with the prescribed or supplied chargers. If batteries are not charged adequately, there is a risk of fire.
- If the batteries are depleted and cannot be recharged, remove them from the device.
- Use products in safe environments. Do not use products in crowded areas, heavy traffic, or airports.
- Products may contain small parts. Children should not use the product without adult supervision.
- Do not disassemble the product, instead, contact a professional.
- Use the product according to the enclosed instructions.
- Not intended for children under 3 years of age.
- Packaging should not be disposed of in household waste. Please follow appropriate local procedures for disposal.
- This device should not be disposed of with household waste. Take it to a collection point for electrical waste in your community or district to ensure old devices are recycled professionally and economically, preventing harmful effects on the environment and human health.

## WARRANTY

The warranty period starts from the purchase date.

The warranty period is 1 year.

In case of failure, you can return the device directly to the store where it was purchased with the purchase invoice, this warranty card, and a detailed description of the defect.

The warranty will be void under the following conditions:

- If the customer does not present the correct warranty card and purchase receipt.
- If the customer did not follow the instructions for using the product.
- If the product has been opened, modified or repaired by an unauthorized person.
- If product defects were caused by force majeure such as: lightning strike, electric shock in the electrical network, natural disasters, etc..
- If the defects were caused by damage, improper use or improper transportation.
- If the failure was caused by an error in the system to which the product is connected.

This warranty does not change the legal consumer rights valid in the EU in relation to those prescribed by the manufacturer.

**Authorized service:** Feniks Info d.o.o. Slavonska avenija 72, HR-10000 Zagreb, Croatia  
servis@feniks-info.hr phone 01/6395-281

**Date of purchase:**\_\_\_\_\_

**Stamp and signature:**\_\_\_\_\_



Auto na daljinsko upravljanje/  
Remote control car 1:24, 1:28  
866-378H2, 866-2806, 866-2413,  
866-2406, 866-2412

**HR** UPUTSTVA ZA UPOTREBU  
JAMSTVENI LIST  
**EN** USER MANUAL  
WARRANTY CARD